


Dr. Summers began development of the SMART Facelift in 1996. Now, over 20 years later, he has treated over 1,000 patients.

As the leading expert in this minimally invasive procedure, he continues to refine the procedure. Many of his patients are enjoying results lasting more than 10 years.

The SMART Facelift procedure is a suture suspension technique that lifts the Skin, Muscle, and Adipose while Reducing Tension on the skin.



The procedure name (“SMART”) is an acronym and differentiates the procedure from other types of suspension facelift procedures. Because the procedure reduces skin tension, patients enjoy natural results and never need to worry about a “windswept” appearance.





Unlike typical facelift techniques, the SMART Facelift does not remove any skin, so it is not a good procedure for individuals with a lot of skin laxity. Typically, patients are in their mid-thirties to mid-sixties with some cheek folds (nasolabial folds) and minor jowling. The procedure is performed under local anesthesia in about one hour and the results are seen immediately. Because all patients age at different rates, it is impossible to predict how long the results will last in any particular patient. However, based on Dr. Summers long-term experience, most of his patients enjoy results of mid-face elevation for 5 – 10 years, with many patients having results that last even longer.

Some bruising is possible, but other side effects associated with facelift surgery (swelling, numbness, muscle weakness, scars) are very unusual or completely unexpected. If there is any dimpling of the skin, it typically resolves spontaneously. Minor facial asymmetry is possible but unlikely to occur because of the procedure.

Most patients look great within a day or two following their SMART Facelift procedure. There are a couple of things you should do to make sure your recovery is quick and that you get the best possible results.

Following the procedure, patients can reduce their risk of bruising and swelling if they keep their head elevated, keep cool compresses over the cheeks, and avoid straining or strenuous activities. To help stabilize the healing process, the cheeks should be protected from tension for about one month. For example, facial massages are to be avoided and patients should take care when washing their face or shaving not to stretch their cheeks and jowls downward.

It is recommended that a head strap be worn during the initial healing phase to help maintain the newly elevated cheek position. After a few weeks, significant healing will have occurred, ensuring that your results will last for years.

Additional procedures may be performed simultaneously with the SMART Facelift. For example, an upper eyelid lift, a lower eyelid lift, structural fat grafting, facial or neck micro-liposuction, and laser resurfacing may all be performed under local anesthesia in appropriately selected patients. Patients with moderately lax skin should consider non-surgical skin tightening and collagen replenishment prior to the SMART Facelift. In some cases, it is advisable to have these procedures after the facelift.

This 52-year-old woman underwent a One Hour Facelift by Dr. Summers. She is shown before and one month after the procedure. The cheeks and jowls were lifted. She remains completely satisfied over 4 years from the date of her original procedure. Her before and after results were featured in Redbook Magazine and New Beauty Magazine.

Cost: \$7,000



- Face
  - Facelift
    - One Hour SMART Facelift
    - Full Facelift
    - Mini Facelift
  - Necklift
  - Browlift
  - Ear Set-Back
  - Eyelid Lift
  - Cheek Enhancement
  - Nose Job
  - Chin Implant
- Breast
  - Breast Implants
  - Breast Lift
  - Breast Reduction
  - Male Breast Reduction
- Body
  - Liposuction
  - Tummy Tuck
  - Body Lift
  - Brazilian Buttock Lift
- Injections
  - Neuromodulators
  - Fillers
- Skin Rx
  - Endermologie

- Medical Facial
- Chemical Peels
- Microneedling
- Microdermabrasion

- Lasers

- Fotofacial (IPL)
- Fractional Laser Resurfacing

augmentation.

For most people, the answer is a straightforward no. Most patients don't want to commit to surgery that offers results lasting only a few years. One-hour facelift surgery tightens the skin without correcting any of the underlying structures of the face. This is because there simply isn't time to make changes to the underlying structures in the course of an hour.

In reality, the one-hour facelift is only suitable for people who only show minor signs of aging, and value minimal discomfort and downtime over long-term results. Most patients will find that the one-hour facelift only offers disappointment and isn't worth their time. If you're considering facelift surgery, choose the procedure that will provide the results that you desire, even if it takes a little bit longer in the operating room.

Knowing that patients want to look youthful while avoiding the side effects commonly associated with traditional surgery, in 1996 Dr. Summers began to combine the latest advances in non-surgical technology with the safest, most effective, minimally invasive techniques available.

Now, with this incredible procedure, Dr. Summers lifts the cheeks, jowls and neck that have fallen over time. Best of all, the procedure is typically completed in about an hour under local anesthesia.

Most patients are able to engage in normal activities such as driving immediately afterward. Unlike traditional facelifts, patients never have a "pulled" appearance because the procedure is designed to reduce tension on the skin.

The procedure has no downtime and is affordable, so it appeals to many individuals. Patients typically range in age between 35-75 years old. As with any procedure, individual results will vary based on individual characteristics.\*

Skin aging manifests both by reducing its elasticity, and by changing its structure. The facelift is a surgical intervention in which the skin goes through a stretch from the face and neck level, without fully suppressing the deep wrinkles around the nose, cheeks, or the upper lip's crease.

The cost of facelift surgery depends on the place you perform it, but the average price for one-third of the face surgery may cost \$3,000 or maybe more and a full facelift surgery may cost \$15,000 or even more.

The surgery is performed under intravenous local anesthesia or under general anesthesia, with an incision that begins in the hairy skin of the head, in the temple's region, and continues through the front of the ears and then behind the ears. The face and neck skin is taken off from the underneath subcutaneous and muscle tissue, then the excess skin is removed. The incision edges are then sutured with very fine wires, to generate a scar that is almost invisible to the naked eye.

Sometimes facelift can also be associated with chin liposuction to remove fat deposits ("chin") or may be followed by other adjuvant procedures to improve the final result.

Among these are:

1. Chemical peel;
2. Chin Implants and Fat Injection;
3. BOTOX® Cosmetic;
4. Blepharoplasty or cosmetic eyelid surgery.

The average cost of a chemical peel is about \$700. This is a popular procedure to reduce acne scars or sun damage.

This is The Price of Liposuction

This type of option may cost another \$1000 apart from the surgery's costs. This procedure is done at the same time as your facelift and consists of creating a better-defined jawline, if you are not satisfied with your actual one, with some special-shaped silicone implants.



Fat injections are another option for many patients who start to have a sunken face with age. Thereby it can be added some volume to certain face areas. For this procedure you will need fat removal, liposuction, from other areas which may cost around \$2,800, depending, of course, on the treatment. Fat injection may cost a few other hundreds of dollars, apart from the facelift or other types of procedures, because you have to purify the fat.

The BOTOX® Cosmetic's average cost is around \$200 for a treatment area. This is an injectable treatment to correct the lines formed at the outer corner of the eyes, the horizontal lines between the eyes and the forehead.

Blepharoplasty, also known as cosmetic eyelid surgery, cost around \$2800 and consists in helping patients look more refreshed and rejuvenated, by reducing the “bags” beneath the eyes or correcting the sagging upper eyelids.

Also Interesting, The Cost of Breast Reduction


A facelift can rejuvenate your face and neck by removing the visible signs of aging like wrinkles and prolapse. The fat and excess skin are removed, while the residual skin, subdermal tissues, and muscles are stretched. During surgery, the neck excess skin is removed and cheek and wrinkles smooth.

A facelift can be combined with liposuction to correct the double chin.

Top facial lift produces a rejuvenation of the superior frontal region, corrects the fallen look of the brows, and improves the appearance of front horizontal wrinkles also the wrinkles between the brows (which give a person sad, tired or angry image).

Front face lifting principle is to strengthen the muscles and other tissues responsible for the formation of wrinkles and drooping eyebrows

- Author
- Recent Posts




Alec Pow is a thorough and methodical Financial and Business Analyst with over 15 years of experience in financial statement analysis, Foreign exchange derivative hedging instruments analysis, modeling, and risk management, with a long history of writing for big news publications like Forbes, MSN.com, Washington Post, and many more.



Latest posts by Alec Pow (see all)

- Dialysis Machine Cost - December 24, 2022
- Selena Gomez's Net Worth - December 23, 2022
- The Cost of The Roomba Vacuum - December 22, 2022



As people age, bones begin to shrink, facial structures decrease, and our skin and muscles begin to sag. This occurs in our facial structure too, resulting in the appearance of wrinkles and sagging skin. This creates an aged look in both men and women and causes them to look older than they would like to appear. Fortunately, there is a way to restore your youthful appearance with our family of HourLift mini facelift procedures that provide excellent patient satisfaction!

Dr. Eric Seiger pioneered the amazing HourLift mini face lift in Michigan procedures over 20 years ago and has performed over 6,000 lifts. People travel from all over the country (and even some foreign countries) to have this procedure done in our Michigan offices.

It can be frustrating when you're feeling so good on the inside and you look in the mirror and realize that your face doesn't reflect that. All of our HourLift Michigan mini facelift procedures are done in-office with no general anesthesia, and the best part is that results last 5 to 10 years!

The HourLift procedures are designed specifically to fit your desires and needs. Prior to all of our HourLift mini face lift procedures, you will speak with a member of our expert, professional staff. During the consultation, we will guide you to make the right procedure(s) just for you.

#### Contents

- 1 Before and After Photos
- 2 The Original Mini Face Lift
- 3 HourLift Plus
- 4 HourLift Ultimate
- 5 Ideal Candidate
- 6 Results
- 7 Benefits
  - 7.1 What To Expect
  - 7.2 Speedy Results
- 8 Options
- 9 Cosmetic Facelifts Vs Plastic Surgery
- 10 Safety
- 11 Cost
  - 11.1 Affordability
- 12 Contact
- 13 FAQ
  - 13.1 Is the Hour Lift an Invasive Surgical Procedure?
  - 13.2 Do the results vary by patient?
  - 13.3 What type of anesthesia is used?
  - 13.4 How long do the effects last?
  - 13.5 How long is the recovery?
  - 13.6 How much does the facelift cost?




The HourLift procedure takes between one to one and a half hours, during which, an incision is made in front of the ear to the frontal hairline. The surgeon will then tighten the muscle with a special suture that will keep the patient's skin-tight for 5-10 years. The surgeon will lift the muscle under the skin, and tighten the skin and remove any excess skin producing a more youthful, wrinkle-free appearance. Traditional sutures are used to close the skin.

After the mini-facelift procedure, patients will wear an iced head garment for approximately 24 to 48 hours. The patient will generally be able to shampoo their hair and apply makeup the day after the procedure. The sutures will be taken out within six to eight days. A small percentage of patients may experience some bruising and minimal pain that can be alleviated with oral medication.

Our most popular procedure is just for you if you desire a tightening of the neck for an overall more youthful appearance. The HourLift PLUS combines the HourLift and a Neck Lift. A neck lift is an additional procedure done at the same time to target problematic areas around the chin and neck treating loose, sagging skin. Neck lifts also can eliminate fat deposits, removing a double chin. Incorporating the One HourLift with a neck lift creates a rejuvenated look for the whole face and neck area. The neck lift is also an in-office procedure that utilizes local anesthesia and can produce amazing results.

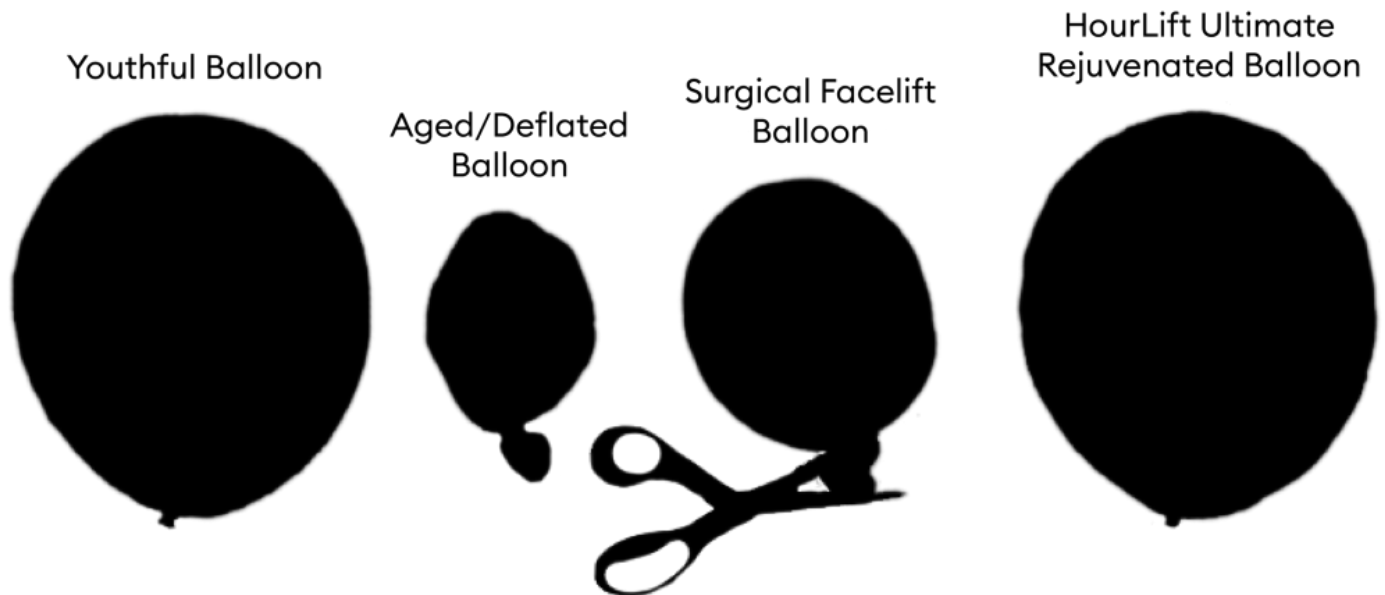
For those candidates looking for a complete refresh, the "Ultimate" includes the HourLift, Neck Lift, and it adds a very unique and specialized technique for restoring volume to your face using natural fillers.



\*Individual results may vary.

When you restore volume to your face, you are "reinflating" your face to a more natural, youthful shape. The results can be very dramatic bringing tremendous joy and satisfaction to our patients who elect this option.





It is very important that you understand that the volumizing technique we perform with fillers, is not just a common injection technique that the majority of practitioners perform for superficial results. This is truly a very specialized filler placement technique that very few know how to do and the results, from our experience and patient feedback, are fantastic!

When you find yourself pulling back the skin on either side of your face as you look in the mirror, it may be time to consider the revolutionary HourLift Family of procedures that will leave you looking as you feel! Bring back your self-confidence and call us today for a free confidential, no-obligation consultation at 734-403-3881! You can learn more about the facelift cost, too!

The HourLift facelift often referred to as the “mini facelift” or the “lunchtime facelift,” is one of the most common types of facelift procedures performed today. Able to address the sagging skin and wrinkles that make so many patients feel less than confident in their own skin, the HourLift facelift restores definition with the help of just a few small incisions made around the ears as the skin is gently lifted upward. The HourLift facelift has refreshed the appearance of thousands of people, both men and women, by providing significant, natural-looking improvements.

As with any cosmetic procedure, a patient has several factors to consider before moving forward. The best thing to do if you’re considering a procedure of any kind is to first consult with a board-certified, professional doctor like Dr. Seiger, at the Skin and Vein Center, who can perform the procedure for you with care and precision. Dr. Seiger has performed the same procedure on many others in the past and received positive reviews from his hundreds of patients.

‘The Hour Lift’ or mini-facelift is now the most popular cosmetic procedure’

“I only charge \$2,900 because I want looking young to be affordable to everyone.” – Dr. Eric Seiger


By: Sally Rummel

She eats right, she works out and takes care of herself every day. She wants her face to reflect this same D

youthful appearance validates your professionalism,” she said. “This is how we get measured for our success.”

Originally published in the Tri-County Times, Fenton, MI 48430 Dated: September 23, 2012

The difference between an HourLift facelift and a traditional facelift is that a regular facelift involves actually moving the muscles of the face into a new position while the HourLift facelift simply tightens the muscles in the face. A traditional facelift requires a good two weeks to heal, while an HourLift facelift is generally three days of recovery. Another huge difference between the two procedures is the overall cost. A traditional lift can cost anywhere from \$6,000 to \$15,000 while an HourLift will cost about half that.



The procedure begins with the administration of a mild sedative and a local anesthetic to numb the face. A small incision is made in front of both ears and then the tissue just beneath the skin's surface will be carefully lifted upwards. Any extra skin will be expertly taken out and the tightening of the skin will reduce the appearance of wrinkles. Patients should expect to wear an ice garment on their head for a couple days following their procedure to reduce swelling and bruising. The results of an HourLift facelift are widely well received. Most patients report looking and feeling five to 10 years younger and the results of the lift can last anywhere between five and 10 years.

The HourLift facelift is a swift, cost-effective way to turn back the clock on age. At the Skin and Veins Center, Dr. Seiger performs the HourLift facelift with precision and care, leaving patients with a sense of trust and security. Begin the process today by scheduling an initial consultation with Dr. Seiger to learn how you can benefit from an HourLift facelift. Contact us today to see more face lift before and after photos!

Are you considering a facelift? Do you want to take back the power of feeling attractive and getting noticed by strangers once more? The good news is that there are several types of cosmetic facelifts available, each having its own pros and cons.

Let's explore the most popular facelifts available today:

- Liquid Facelift – This type of facelift happens with the use of fillers. The fillers boost volume in areas that are sagging including like the cheeks, jawlines, and other areas of the face. The bonus of liquid fillers is that the results happen instantly, and fine lines and wrinkles become less visible. The downside is that the procedure has to be repeated every few months. Fillers, or liquid facelifts, are furthermore affordable compared to a number of other procedures, however, considering the reoccurring nature of maintaining the results, it all adds up.
- The Mini Facelift Procedure – This is a new and popular alternative to traditional facelifts or plastic surgery. The procedure takes less than two hours and only tiny incisions are made around the ear and hairline. All it takes is a look at the mini facelifts before and after photos to see how amazing they can be! Results happen instantly – Other advantages of this option include less downtime and discomfort. In a cost-by-cost comparison, these are priced on average below \$3,000, compared to upwards of \$10,000 with plastic surgery. The main downside of the mini facelift is that it only lasts for 5-10 years.
- Plastic Surgery – This is an invasive and full facelift, requiring more incisions and subsequently more recovery time. The benefit is that the results are longer lasting. Another downside is the cost, time commitment, and risks of having invasive surgery.

Many of us have heard the stories of plastic surgery gone wrong, and we ask ourselves: can this happen with a cosmetic facelift? Because the latter isn't as invasive, it carries fewer risks where infections and serious complications are concerned. In many cases too, cosmetic facelifts provide natural-looking results compared to plastic surgery, where patients may appear to look drastically different.

So how safe is the HourLift Facelift? Well, a lot of the safety and outcome of the procedure depends upon who is performing it and under what circumstances. If you, as a patient, are in relatively good health, without any serious medical conditions, and you've sought the expertise of Dr. Seiger, who has performed many of the same operations on others in the past, the procedure is quite safe. With the application of a local anesthetic versus a general anesthetic, patients are under less of a risk, and able to heal and recover much quicker. Instead of using serious surgical tools, Dr. Seiger is able to produce significant results with minimally invasively techniques.

Being able to afford the HourLift face lift is something many patients are concerned with. It's important to bear in mind that this facelift is considered elective surgery, meaning that patients should expect to pay for the treatment completely out of pocket. The HourLift facelift is considerably more affordable than a traditional facelift.

Generally speaking, the HourLift face lift is often half the cost of a traditional facelift while providing comparable results.

There are financing and payment plans available to help patients pay for their procedure. This should be discussed with Dr. Seiger and his staff before you move forward. They can let you know what kind of payment options are available to you.

Once you've decided on what type of facelift is right for you, it's time to do your research on the best providers to complete the job. The Skin and Vein Center offers free consultations for mini-facelifts, which take roughly 1.5 hours to complete, with an affordable price point of \$2,900. Give us a call to learn more.

Here are some other great cosmetic procedures we offer:

The Hour Lift is a less-invasive surgical procedure done by making small incisions around the hairline to help lift your face and correct sagging skin, and it only takes an hour or two of your time to get it done!

Yes, the HourLift is customizable based on each patient's unique needs. This customization allows us to accent each patient's specific features.

All three of the HourLift procedures are done in-office, under local anesthetic. This makes the procedure much safer than plastic surgery facelifts done with general anesthesia.

The HourLift is a long-term mini-facelift that lasts between five and 10 years. In our HourLift Ultimate, the use of fillers does require regular touch-ups. The frequency of touch-ups depends on which type of fillers are used.

Healing time can vary by patient, however, the HourLift has an overall shorter recovery time than plastic surgical facelifts. Ice garments should be worn for 24-48 hours and sutures will be removed in seven days. The typical recovery time is three days.

The prices have been cut to \$2,900 for the mini facelift. A full facelift will cost between \$6,000 and \$15,000 — depending upon the scope of the procedure. Contact us today to learn more about pricing!